

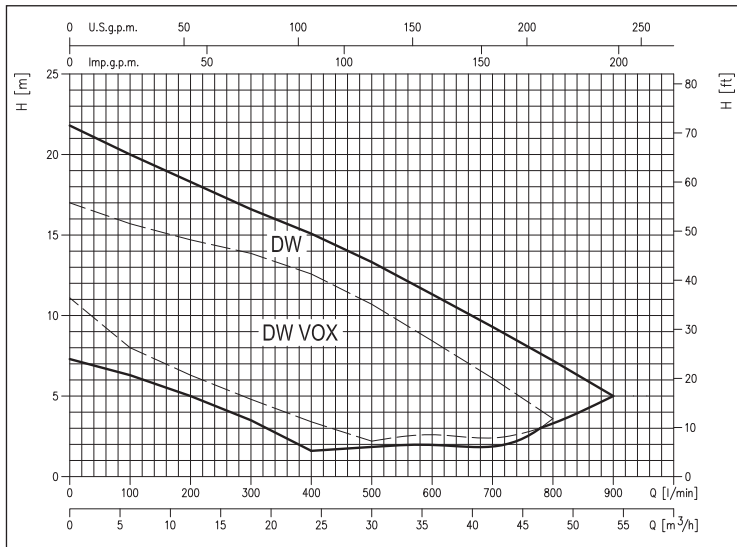
DW - DW VOX

SUBMERSIBLE ELECTRIC PUMPS FOR SEWAGE

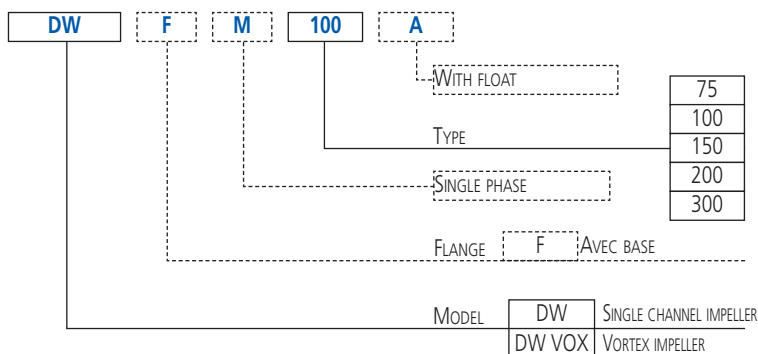
in AISI 304



PERFORMANCE RANGE (according to ISO 9906 Attachment A)



IDENTIFICATION CODE



Submersible electric pumps in AISI 304 stainless steel for sewage.

APPLICATIONS

- Evacuation of civil and industrial waste waters
- Drainage of wells and excavations
- Draining sub-layer zones
- Generally moving foul waste liquids also containing solid substances and/or suspended filamentary substances
- Emptying seepage water
- Moving sewage (sanitary services)
- Emptying cesspits

TECHNICAL DETAILS

- Equipped with 10 m of H07 RN-F power supply cable
- Available with or without float
- Envisioned with single channel impeller or vortex type (VOX) and flanged (F)

TECHNICAL DATA

- Maximum immersion: 10 m
- Maximum temperature of the liquid: 40°C
- Max. solids size for passage: 50 mm
- Self-ventilated 2 pole asynchronous motor
- Class of insulation F
- IPX8 Protection rating
- 230V ±10%, 50Hz single phase voltage, 400 ±10%, 50Hz three phase voltage
- Permanent capacitor inserted and thermo-amperometric protection with automatic rearm incorporated for the single phase motor
- Protection under user's responsibility for the three phase version
- Threaded version: ø 50 discharge, G2 discharge
- Flanged version: discharge ø 50 PN 10

MATERIALS

- Pump body, impeller, motor cover, seal housing disc and motor case in AISI 304
- Shaft in AISI 303
- Twin mechanical seal with interposed oil chamber:
 - upper in Carbon/Ceramic/NBR (motor side)
 - lower in SiC/SiC/NBR (pump side)

SPECIAL VERSIONS

- VOX version (VORTEX impeller)

ACCESSORIES (on request)

- Cast iron DW lowering device kit - threaded 2"
- Steel DW lowering device kit - threaded 2"
- Steel DWF lowering device kit - flanged DN50

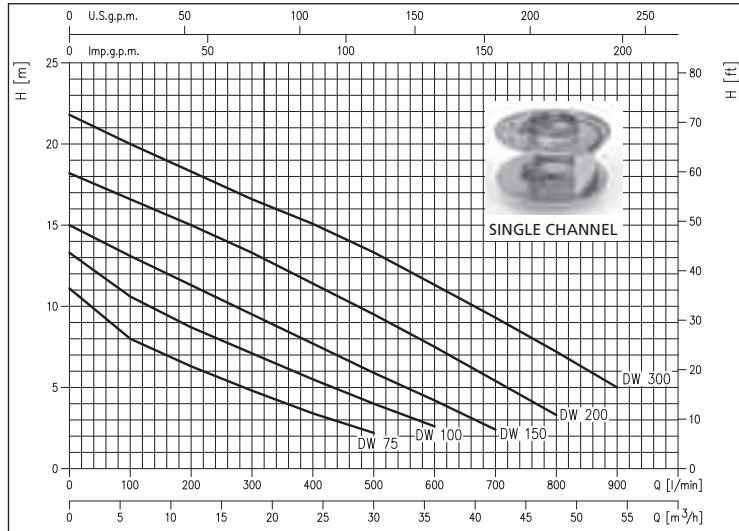
For other accessories and control panels see from page 66

DW - DW VOX

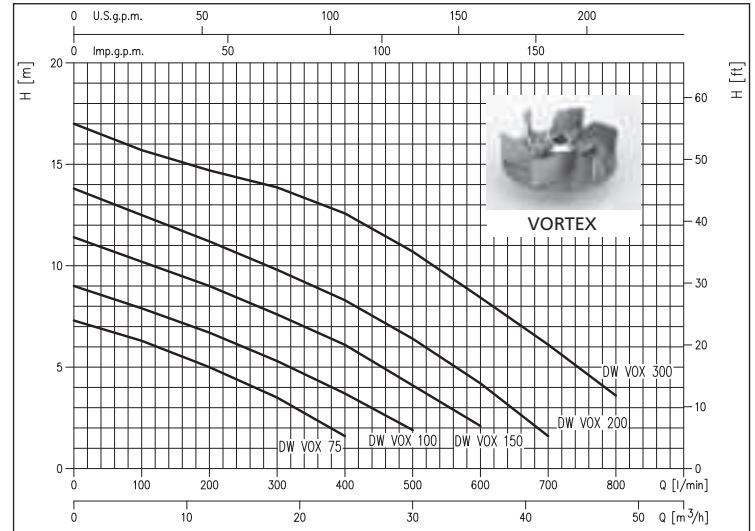
SUBMERSIBLE ELECTRIC PUMPS FOR FOUL WASTE WATER

in AISI 304

DW PERFORMANCE CURVES (according to ISO 9906 Attachment A)



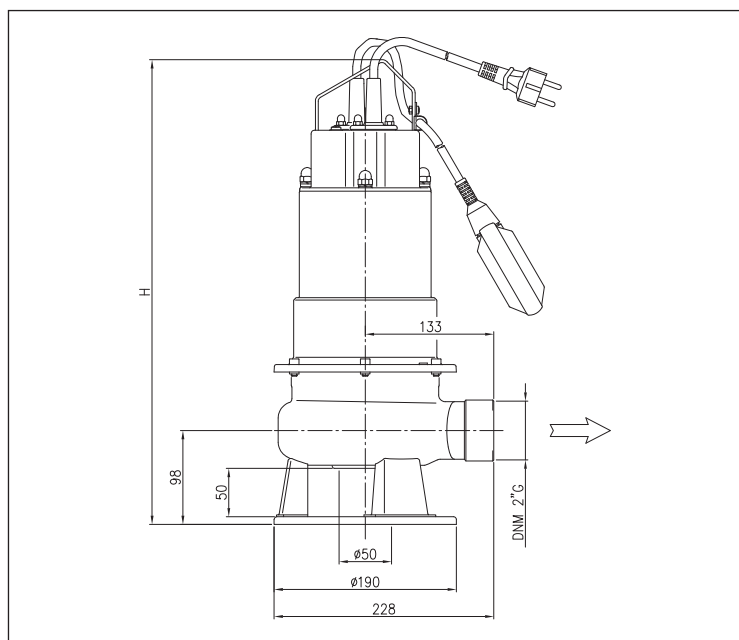
DW VOX PERFORMANCE CURVES (according to ISO 9906 Attachment A)



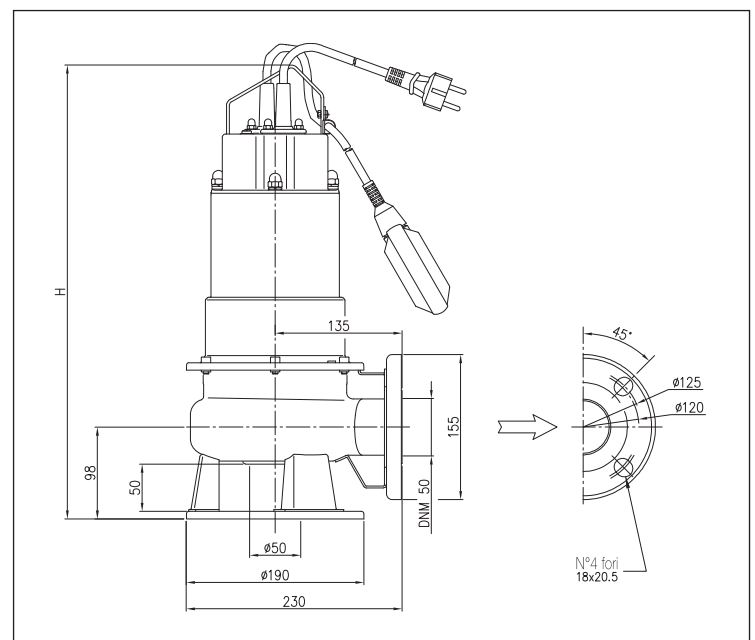
PERFORMANCE TABLE

Model	P ₂	Capacitor	Ab. Curr. [A]	Q=Flow rate																	
				Single phase 230V	Three phase 400V	[HP]	[kW]	μF	Vc	1~	3~	l/min	100	200	300	400	500	600	700	800	900
										H=Head [m]											
										100	200	300	400	500	600	700	800	900			
DW 75 M	DW 75	0,75	0,55	20	450	3,9	1,5	8,0	6,3	4,8	3,4	2,2	-	-	-	-	-	-	-	-	-
DW 100 M	DW 100	1	0,75	25	450	5,9	2,1	10,6	8,7	7,1	5,5	4,0	2,6	-	-	-	-	-	-	-	-
DW 150 M	DW 150	1,5	1,1	31,5	450	7,3	2,8	13,1	11,3	9,5	7,7	5,9	4,2	2,4	-	-	-	-	-	-	-
	DW 200	2	1,5	-	-	-	3,6	16,6	15,0	13,3	11,4	9,5	7,5	5,4	3,3	-	-	-	-	-	-
	DW 300	3	2,2	-	-	-	5	20,0	18,3	16,6	15,1	13,3	11,3	9,3	7,2	5,0	-	-	-	-	-
DW VOX 75 M	DW VOX 75	0,75	0,55	20	450	3,9	1,4	6,3	5,0	3,5	1,6	-	-	-	-	-	-	-	-	-	-
DW VOX 100 M	DW VOX 100	1	0,75	25	450	5,8	2,1	7,9	6,7	5,3	3,7	1,9	-	-	-	-	-	-	-	-	-
DW VOX 150 M	DW VOX 150	1,5	1,1	31,5	450	7,3	2,8	10,2	9,0	7,6	6,1	4,1	2,1	-	-	-	-	-	-	-	-
	DW VOX 200	2	1,5	-	-	-	3,3	12,5	11,2	9,8	8,3	6,4	4,2	1,6	-	-	-	-	-	-	-
	DW VOX 300	3	2,2	-	-	-	4,4	15,7	14,7	13,9	12,6	10,7	8,4	6,1	3,6	-	-	-	-	-	-

DW - DW VOX DIMENSIONS



DWF - DWF VOX DIMENSIONS



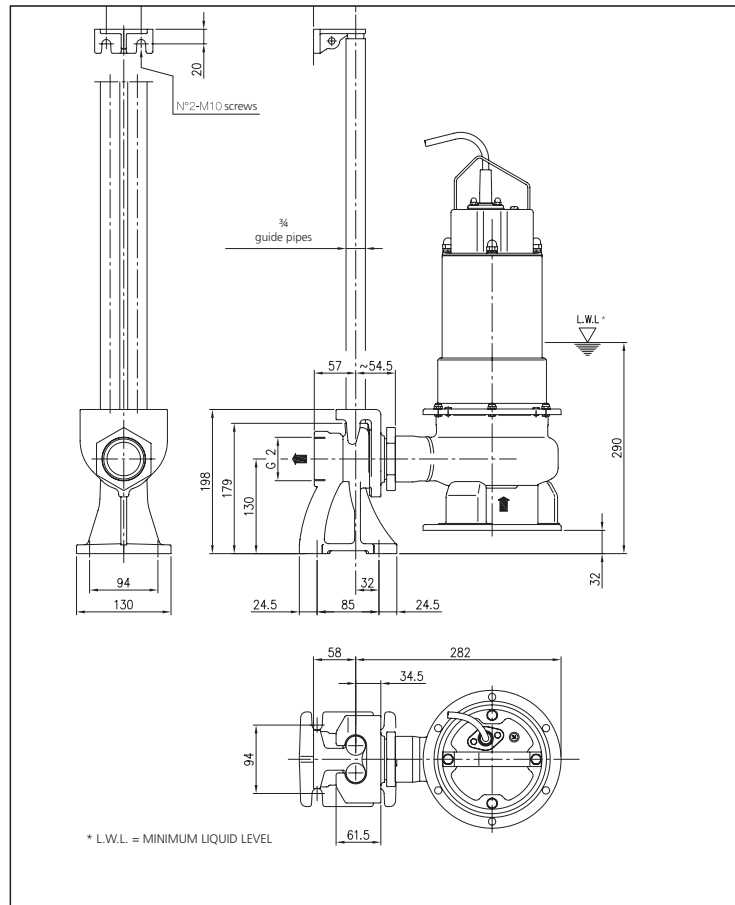
DW - DW VOX

SUBMERSIBLE ELECTRIC PUMPS FOR FOUL WASTE WATER
in AISI 304

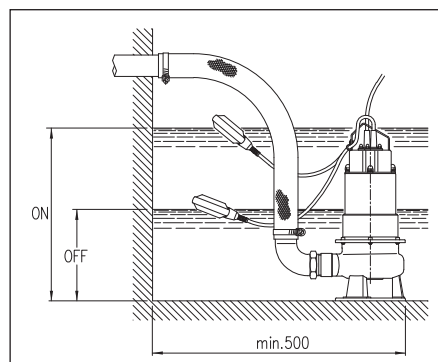
DIMENSIONS TABLE

Model		Dimensions [mm]		Weight [kg]	
		1~	3~	1~	3~
DW 75	DW VOX 75	485	485	16	16
DW 100	DW VOX 100	515	485	18	18
DW 150	DW VOX 150	515	515	20	20
DW 200	DW VOX 200	-	515	-	20
DW 300	DW VOX 300	-	545	-	26

DW - DW VOX COUPLING KIT DIMENSIONS



INSTALLATION

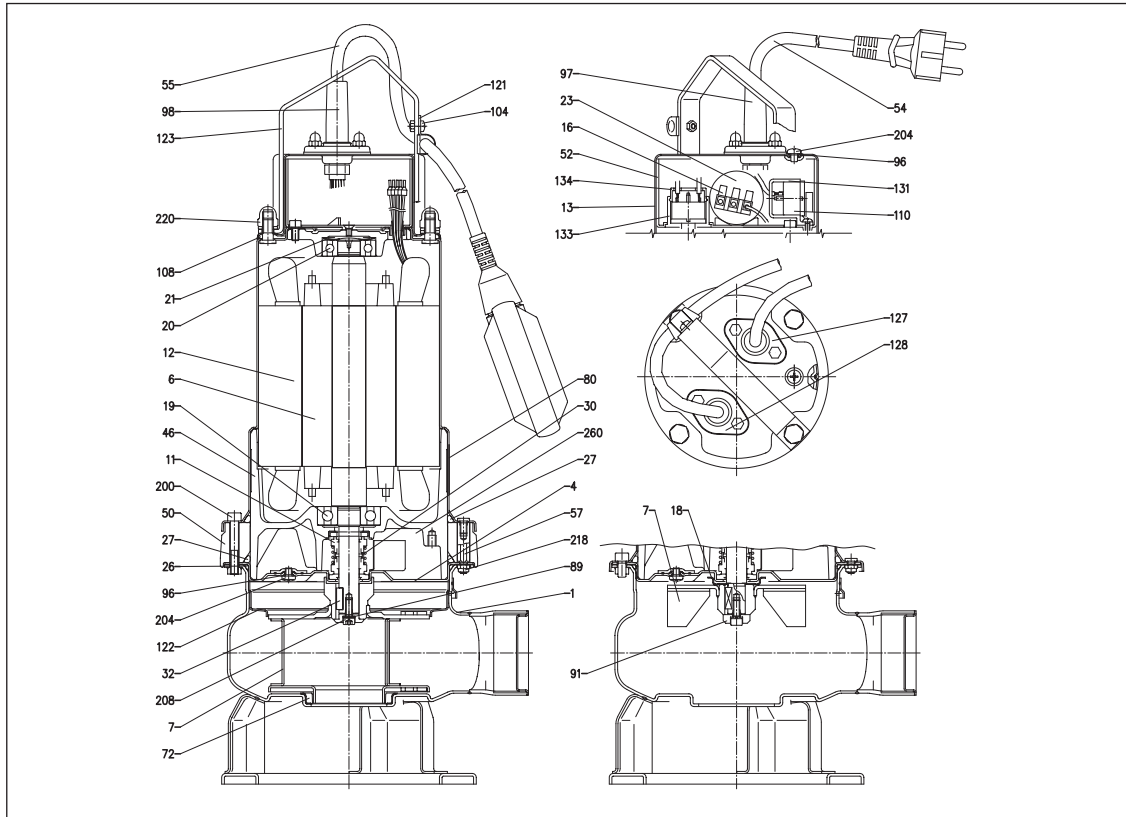


DW - DW VOX

SUBMERSIBLE ELECTRIC PUMPS FOR FOUL WASTE WATER

in AISI 304

SECTIONAL VIEW



MATERIALS TABLE

Ref.	Name	Material	Ref.	Name	Material
1	Pump body	AISI 304	57	Spacer [3]	AISI 304
4	Seal housing disc	AISI 304	72	Wear ring [5]	NBR
6	Rotor shaft	AISI 303	89	Washer	AISI 304
7	Impeller	AISI 304	91	Washer [1]	AISI 304
11	Pump side mechanical seal	SiC/SiC/NBR	96	O-Ring	NBR
11	Motor side mechanical seal	Carbon/Ceramic/NBR	97	Pow. sup. cable	NBR
12	Casing	-	98	Cable gland for float [4]	NBR
13	Motor cover	AISI 304	104	Float cable stay [4]	NBR
16	Terminal box	-	108	Motor cover gasket	NBR
18	Seal protection [1]	AISI 304	110	Motorprotector [2]	-
19	Pump side bearing	-	121	Supp. for float [4]	AISI 304
20	Motor side bearing	-	122	Impeller prot. ring [6]	AISI 304
21	Adjusting ring	Steel C70	123	Handle	AISI 304
23	Capacitor [2]	-	127	Cable connector	AISI 304
26	O-Ring	NBR	128	Connector [4]	AISI 304
27	O-Ring	NBR	131	Motorprotector support [7]	PA66 reinforced with fibreglass
27	O-Ring [3]	NBR	133	Motorprotector probe support [7]	Aluminium
30	Mechanical seal spacer	Brass	134	Motorprotector probe support lid [7]	PA6
32	Key	AISI 304	200	Screw	Steel A2 UNI 7323
46	Bearing support	G20	204	Screw	Steel A2 UNI 7323
50	Spacer [3]	G20	208	Screw	Steel A2 UNI 7323
52	Cap. box	PA66 reinforced with fibreglass	218	Nut	Steel A2 UNI 7323
54	Power supply cable	-	220	Nut	Steel A2 UNI 7323
55	Float [4]	-	260	Lubr. liquid	Oil

[1] Except DW-DW VOX 300
[2] For single phase only

[3] Only for DW-DW VOX 300
[4] For single phase without float only

[5] For DW only
[6] Except DW VOX 150,200 and 30

[7] For DW150 single phase only