



Stainless Steel End-Suction Pump

Type FSSC

APPLICATIONS

- Industrial use
- Chemical solutions
- Industrial liquids
- Hot and cold water supply
- Swimming pool water
- Sea water
- Water supply and water treatment
- Food & beverages
- DI or demineralized water
- Other special pumping medium that used SCS14 or SCS13 materials

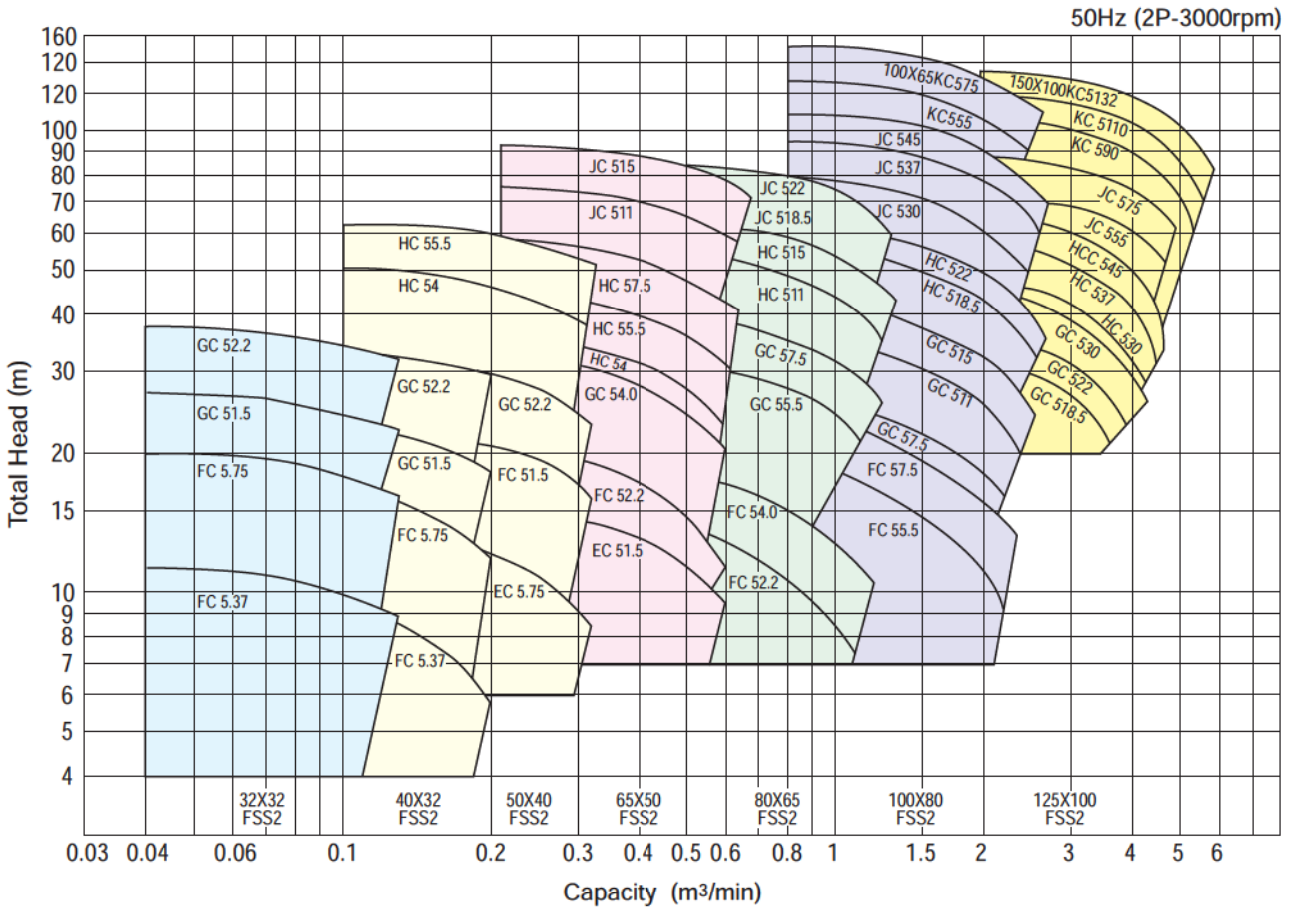
FEATURES

- Liquid contacting parts of pump are made of high grade SCS13 (SUS304) stainless steel.
- Easy maintenance BPO (Back Pull Out) feature allows rotating element to be removed without disconnecting the suction and discharge pipe work.
- Top centreline discharge, foot support under casing for maximum resistance to misalignment and distortion from pipe loads.
- Non-overload design to ensure stable performance for all applications.
- Compact construction, applicable for 2-Pole high speed motor provides a compact unit and minimizes installation area. Also available for 4-Pole pumping applications.
- Wide range application due to 304 stainless steel materials used. SCS14 (SUS316) also available as option.

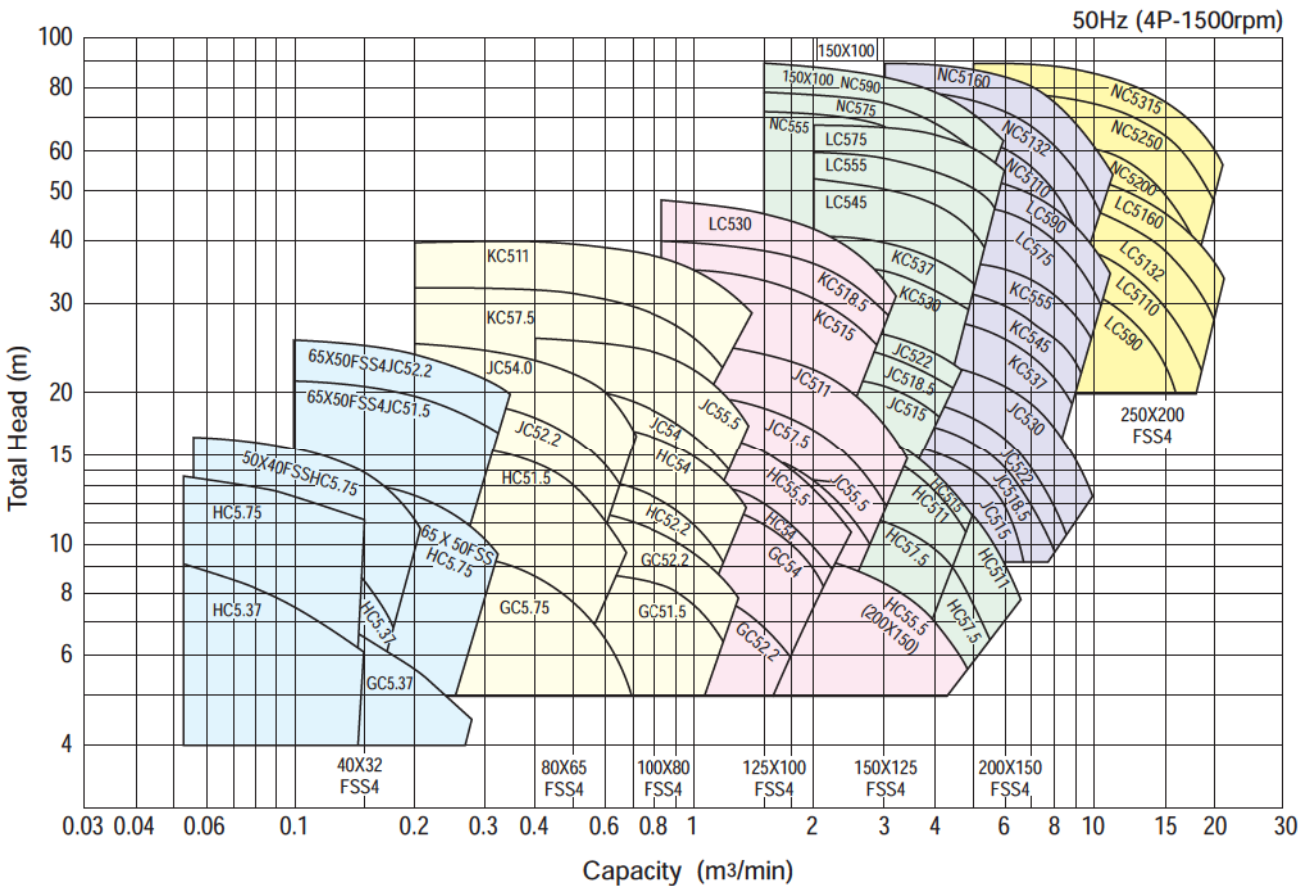


PERFORMANCE CHART

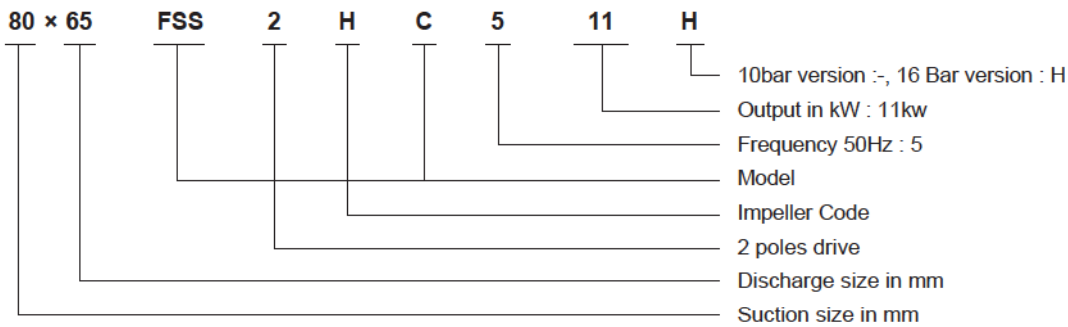
2 Poles



4 Poles



PRODUCT CODE/IDENTIFICATION

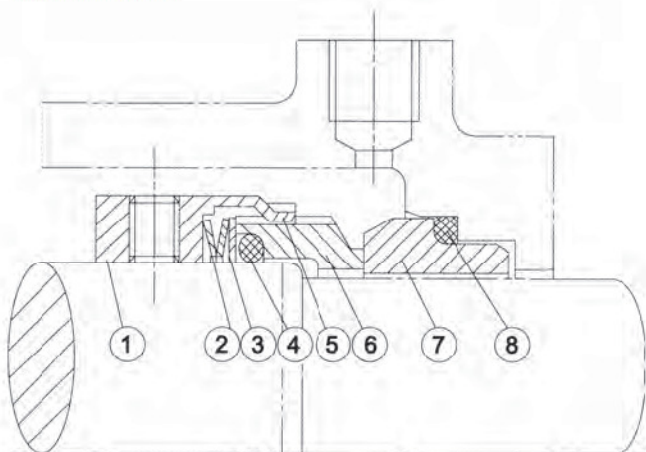


SPECIFICATIONS

Description		Standard		Optional
Max. Working Pressure		10bar	16bar	
Liquid Handle	Name	Clean water	Clean water, Oil, Chemical liquid	
	Temperature	- 10°C to 105°C		-40°C to -10°C, 105°C to 105°C
Construction	Casing	Base install		
	Impeller	Enclosed		
	Shaft seal	Mechanical seal (Balanced)		Gland packing
	Sealing	Water series: Self flushing (-10°C to 80°C) External flushing (80°C to 105°C) Oil series: Self flushing (-10°C to 100°C) External flushing (100°C to 105°C)		External flushing With quenching External flushing + Heat Exchanger
Bearing type and lubrication		Sealed deep groove ball bearings (Grease lubrication)		Open deep groove ball bearings (Oil lubrication)
Flange		JIS 10K RF	JIS 16K RF	DIN 16bar
Materials	Casing	SCS13		SCS14
	Impeller	SCS13		SCS14
	Shaft	SUS316		
	Mechanical Seal	SiC/C/FPM		SiC/SiC/FPM Packing : PTFE/Flexible carbon

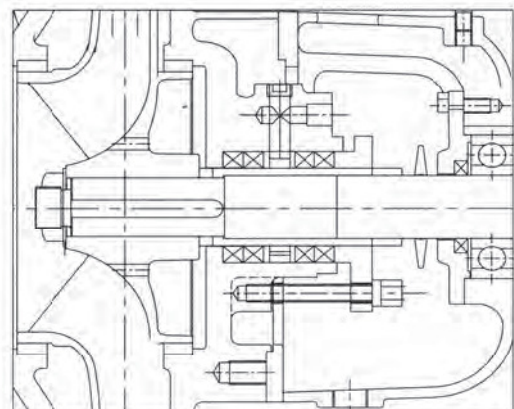
SECTIONAL VIEW OF MECHANICAL SEAL

Model 58B



Part No.	Part	Material	Qty / Unit
1	Retainer	316 Stainless steel	1
2	Spring	316 Stainless steel	1
3	Thrust ring	316 Stainless steel	1
4	Seat O-ring	FPM	1
5	Drive ring	316 Stainless steel	1
6	Balanced face	Carbon	1
7	BP type seat	SiC	1
8	Seat O-ring	FPM	1

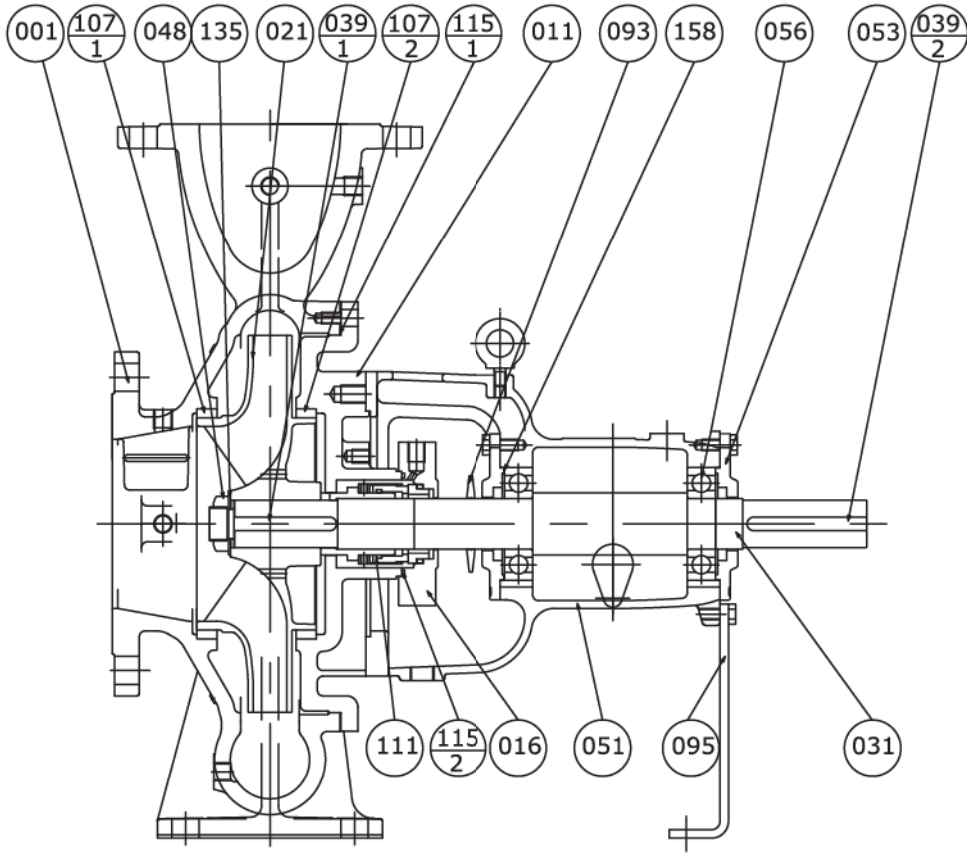
Packing seal



Shaft	Packing Specifications
320C, 320, 225A	30X46X8
225S	35X51X8
235, 335	45X65X10
240	50X70X10
245	55X75X10
250	65X85X12.5
255	70X95X12.5
165	80X105X12.5
175	90X119X14.5

SECTIONAL VIEW

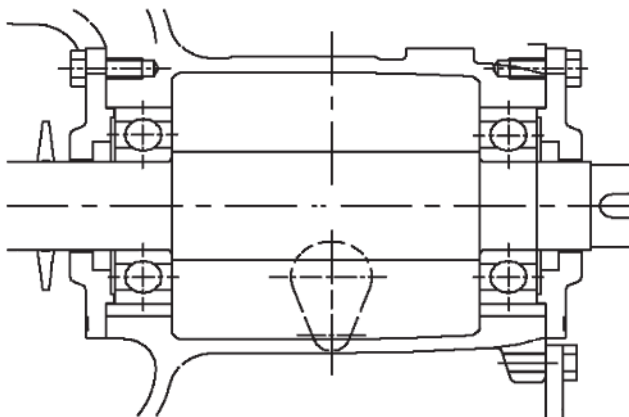
Oil Lubrication



No.	Name of Part	Material	No. for 1 Set
001	Casing	Stainless steel	1
011	Casing cover	Stainless steel	1
016	Mechanical sealing gland	Stainless steel	1
021	Impeller	Stainless steel	1
031	Shaft	Stainless steel	1
048	Impeller nut	Stainless steel	1
051	Bearing housing	Cast iron	1
053	Bearing cover	Cast iron	1
056	Ball bearing	-	2
093	Deflector	CR	1
095	Stay	Steel	1
111	Mechanical seal	STD	1

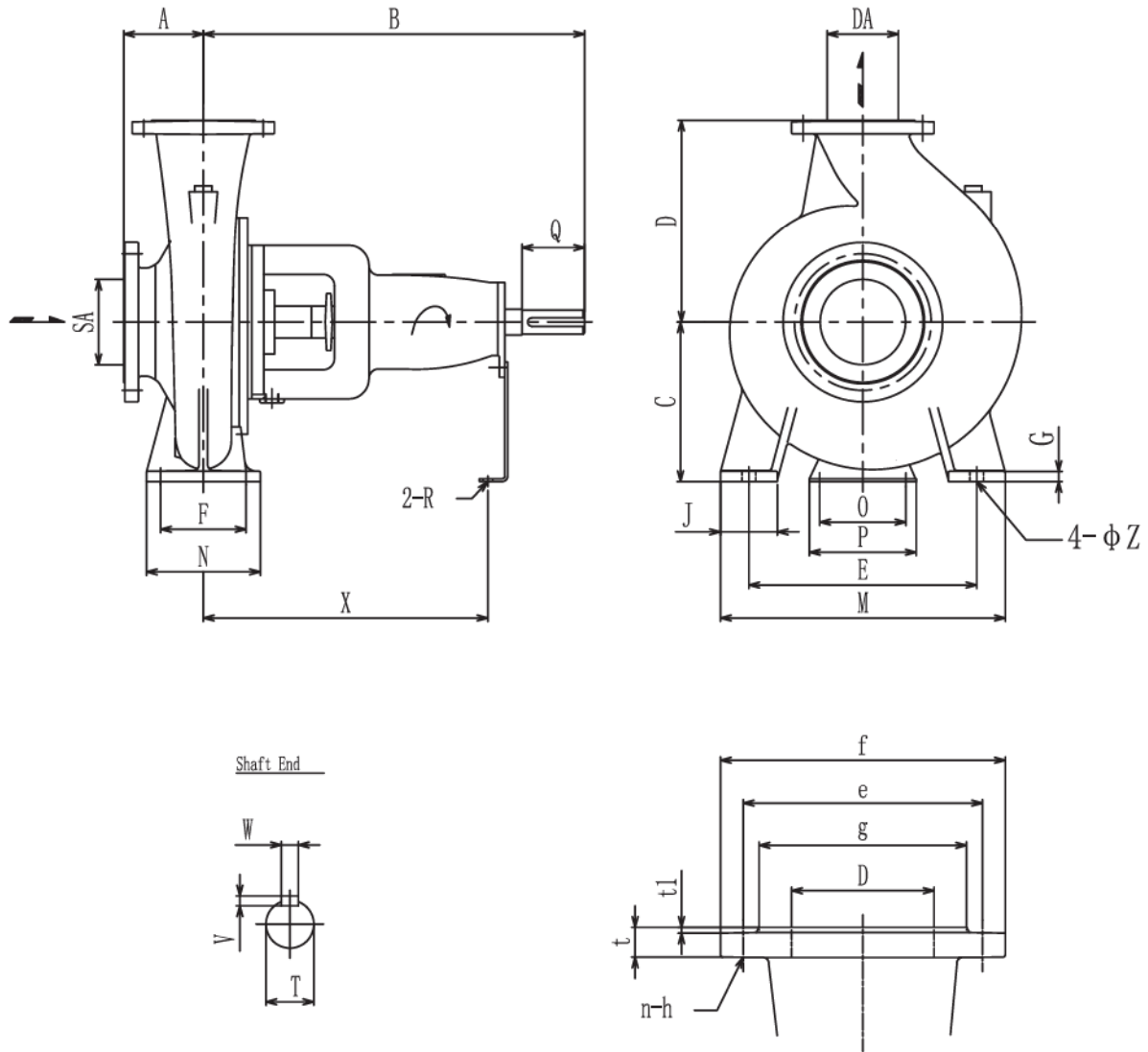
No.	Name of Part	Material	No. for 1 Set
114	Oil seal		2
135	Impeller nut washer	Stainless steel	1
158	Wave washer	T8 (SK5)	1
255	Oil level gauge		1
285	Air breather		1
039-1	Key	Stainless steel	1
039-2	Key	Steel	1
107-1	Case wear ring	Stainless steel	1
107-2	Case wear ring	Stainless steel	1
115-1	O-rings	FPM	1
115-2	O-rings	FPM	1

Grease Lubrication



1. Grease lubrication, the bearings on the oiling hole, oil processing, oil drain holes are not processed
2. Grease lubrication, bearing cover do not have to install the oil seal, oil seals do not need processed

DIMENSION - BARE SHAFT PUMP



Suction/discharge flange dimensions (JIS 10K RF)

d mm	f mm	e mm	g mm	t1 mm	t mm	n	h mm
32	135	100	76	2	16	4	19
40	140	105	81	2	16	4	19
50	155	120	96	2	16	4	19
65	175	140	116	2	18	4	19
80	185	150	126	2	18	8	19
100	210	175	151	2	18	8	19
125	250	210	182	2	20	8	23
150	280	240	212	2	22	8	23
200	330	290	262	2	22	12	23
250	400	355	324	2	24	12	25

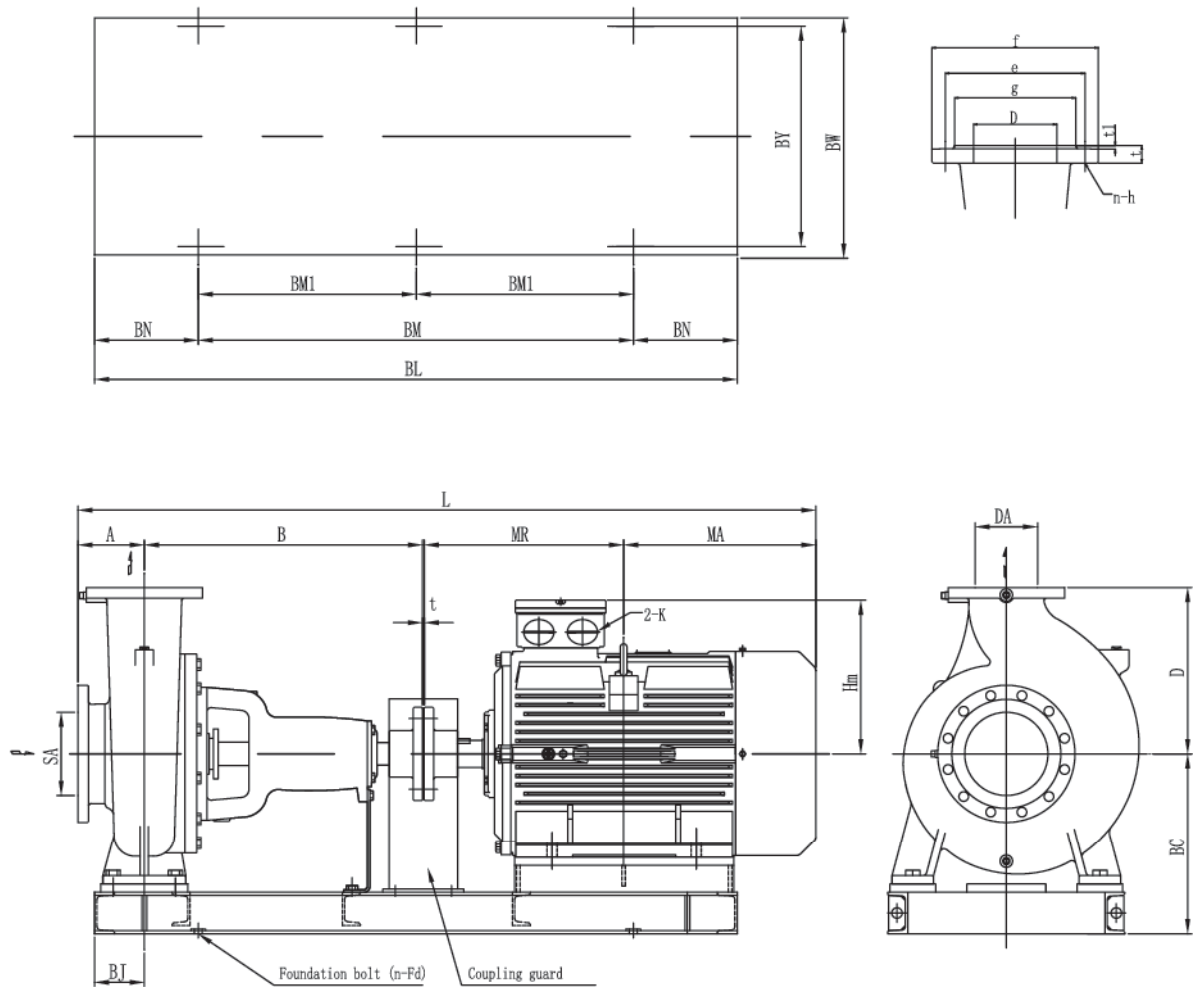
Suction/discharge flange dimensions (JIS 16K RF)

d mm	f mm	e mm	g mm	t1 mm	t mm	n	h mm
32	135	100	76	2	16	4	19
40	140	105	81	2	16	4	19
50	155	120	96	2	16	8	19
65	175	140	116	2	18	8	19
80	200	160	132	2	20	8	23
100	225	185	160	2	22	8	23
125	270	225	195	2	22	8	25
150	305	260	230	2	24	12	25
200	350	305	275	2	26	12	25
250	430	380	345	2	28	12	27

DIMENSION - BARE SHAFT PUMP

Model	Size		Pump															Shaft			
	SA	DA	A	B	C	d	E	F	G	J	M	N	O	P	R	X	Z	T	Q	V	W
32X32FSS2FC	32	32	65	280	112	140	140	70	8	50	190	100	80	120	17	205	15	19	40	6	6
32X32FSS2GC	32	32	80	280	132	160	190	70	8	50	240	100	80	120	17	205	15	19	40	6	6
40X32FSS2FC	40	32	65	280	112	140	140	70	8	50	190	100	80	120	17	205	15	19	40	6	6
40X32FSS4HC	40	32	80	360	160	180	190	70	12	50	240	100	110	150	17	285	15	19	40	6	6
40X32FSS2GC	40	32	80	280	132	160	190	70	8	50	240	100	80	120	17	205	15	19	40	6	6
40X32FSS4GC	40	32	80	280	132	160	190	70	10	50	240	100	80	120	17	205	15	19	40	6	6
50X40FSS2EC	50	40	80	280	112	140	140	70	8	50	190	100	80	120	17	205	15	19	40	6	6
50X40FSS2FC	50	40	80	280	112	140	140	70	8	50	190	100	80	120	17	205	15	19	40	6	6
50X40FSS2GC	50	40	80	280	132	160	190	70	8	50	240	100	80	120	17	205	15	19	40	6	6
50X40FSS4GC	50	40	80	280	132	160	190	70	10	50	240	100	80	120	17	205	15	19	40	6	6
50X40FSS2HC	50	40	80	360	160	180	190	70	10	50	240	100	110	150	17	285	15	24	50	7	8
50X40FSS4HC	50	40	80	360	160	180	212	70	12	50	265	100	110	150	17	285	15	24	50	7	8
50X40FSS4JC	50	40	100	360	180	225	250	95	14	65	320	125	110	150	17	285	15	19	40	6	6
65X50FSS2EC	65	50	80	280	112	140	140	70	8	50	190	100	80	120	17	205	15	19	40	6	6
65X50FSS2FC	65	50	80	360	112	140	160	70	8	50	210	100	100	150	17	285	15	24	50	7	8
65X50FSS2GC	65	50	80	360	132	160	190	70	10	50	240	100	110	150	17	285	15	24	50	7	8
65X50FSS4GC	65	50	80	360	160	180	212	70	12	50	265	100	110	150	17	285	15	24	50	7	8
65X50FSS2HC	65	50	100	360	160	180	212	70	10	50	265	100	110	150	17	285	15	24	50	7	8
65X50FSS4HC	65	50	100	360	160	200	212	70	12	50	265	100	110	150	17	285	15	24	50	7	8
65X50FSS2JC	65	50	100	360	180	225	250	95	12	65	320	125	110	150	17	285	15	24	50	7	8
65X50FSS4JC	65	50	100	360	180	225	250	95	14	65	320	125	110	150	17	285	15	24	50	7	8
80X65FSS2FC	80	65	100	360	132	160	190	70	10	50	240	100	110	150	17	285	15	24	50	7	8
80X65FSS2GC	80	65	100	360	160	180	212	70	10	50	265	100	110	150	17	285	15	24	50	7	8
80X65FSS4GC	80	65	100	360	160	200	212	95	12	65	280	125	110	150	17	285	15	24	50	7	8
80X65FSS2HC	80	65	100	360	160	200	212	70	10	50	265	100	110	150	17	285	15	24	50	7	8
80X65FSS4HC	80	65	100	360	180	225	250	95	15	65	320	125	110	150	17	285	15	24	50	7	8
80X65FSS2JCC	80	65	100	360	180	225	250	95	14	65	320	125	110	150	17	285	15	32	80	8	10
80X65FSS4JC	80	65	100	470	200	250	280	120	15	80	360	160	110	150	17	370	19	32	80	8	10
80X65FSS4KC	80	65	125	470	225	280	315	120	16	80	400	160	110	150	17	370	19	32	80	8	10
100X80FSS2FC	100	80	100	360	160	180	212	95	10	65	280	125	110	150	17	285	15	24	50	7	8
100X80FSS2GC	100	80	100	360	160	200	212	95	10	65	280	125	110	150	17	285	15	24	50	7	8
100X80FSS4GC	100	80	100	360	180	225	250	95	14	65	320	125	110	150	17	285	15	24	50	7	8
100X80FSS2HC	100	80	100	360	180	225	250	95	15	65	320	125	110	150	17	285	15	32	80	8	10
100X80FSS4HC	100	80	125	470	180	250	280	95	14	65	345	125	110	150	17	370	15	32	80	8	10
100X80FSS2JCC	100	80	125	470	200	250	280	120	15	80	360	160	110	150	17	285	19	32	80	8	10
100X80FSS4JC	100	80	125	470	225	280	315	120	16	80	400	160	110	150	17	370	19	32	80	8	10
100X80FSS4KC	100	80	125	470	250	315	315	120	16	80	400	160	110	150	17	370	19	32	80	8	10
100X80FSS2GCC	100	80	125	360	180	225	250	95	14	65	320	125	110	150	17	285	15	32	80	8	10
100X80FSS4GCC	100	80	125	360	180	225	250	95	14	65	320	125	110	150	17	285	15	32	80	8	10
100X80FSS2HCC	100	80	125	360	180	250	280	95	14	65	345	125	110	150	17	285	15	32	80	8	10
100X80FSS4HCC	100	80	125	360	180	250	280	95	14	65	345	125	110	150	17	285	15	32	80	8	10
125X100FSS4JC	125	100	140	470	225	280	315	120	16	80	400	160	110	150	17	370	19	38	80	8	10
125X100FSS4KC	125	100	140	470	250	315	315	120	16	80	400	160	110	150	17	370	19	32	80	8	10
125X100FSS2JCC	125	100	140	470	225	280	315	120	16	80	400	160	110	150	17	370	19	38	80	8	10
125X100FSS4LCC	125	100	140	530	280	355	400	150	20	100	500	200	110	150	17	370	24	42	110	8	12
150X125FSS4HC	150	125	140	470	250	315	315	120	15	80	400	160	110	150	17	370	19	32	80	8	10
150X125FSS4JC	150	125	140	470	250	355	315	120	16	80	400	160	110	150	17	370	19	32	80	8	10
150X125FSS4KC	150	125	140	530	280	355	400	150	18	100	500	200	110	150	17	370	24	42	110	8	12
150X125FSS4KCC	150	125	140	530	280	355	400	150	18	100	500	200	110	150	17	370	24	42	110	8	12
150X125FSS4LC	150	125	140	530	315	400	400	150	20	100	500	200	110	150	17	370	24	42	110	8	12
200X150FSS4HC	200	150	160	470	280	355	400	150	18	100	500	200	110	150	17	370	24	32	80	8	10
200X150FSS4JC	200	150	160	530	280	375	400	150	18	100	500	200	110	150	17	370	24	42	110	8	12
200X150FSS4KC	200	150	160	670	315	400	450	150	18	100	550	200	140	180	19	500	24	48	110	9	14
200X150FSS4LC	200	150	162	670	325	450	450	150	20	100	550	200	140	180	19	500	24	48	110	9	14
250X200FSS4LC	250	200	180	670	385	560	560	250	25	100	660	315	140	180	19	500	24	60	110	11	18

DIMENSION - PUMP WITH MOTOR



Suction/discharge flange dimensions (JIS 10K RF)

d mm	f mm	e mm	g mm	t1 mm	t mm	n	h mm
32	135	100	76	2	16	4	19
40	140	105	81	2	16	4	19
50	155	120	96	2	16	4	19
65	175	140	116	2	18	4	19
80	185	150	126	2	18	8	19
100	210	175	151	2	18	8	19
125	250	210	182	2	20	8	23
150	280	240	212	2	22	8	23
200	330	290	262	2	22	12	23
250	400	355	324	2	24	12	25

Suction/discharge flange dimensions (JIS 16K RF)

d mm	f mm	e mm	g mm	t1 mm	t mm	n	h mm
32	135	100	76	2	16	4	19
40	140	105	81	2	16	4	19
50	155	120	96	2	16	8	19
65	175	140	116	2	18	8	19
80	200	160	132	2	20	8	23
100	225	185	160	2	22	8	23
125	270	225	195	2	22	8	25
150	305	260	230	2	24	12	25
200	350	305	275	2	26	12	25
250	430	380	345	2	28	12	27

DIMENSION - PUMP WITH MOTOR (2P MOTOR)


Model	Output	Size			Pump				Motor					Common Base								Total				
	kW	SA	DA	A	B	d	Wt kg	Frame	MR	MA	Hm	2-K	Wt kg	BC	BJ	BL	BM	BM1	BN	BY	BW	N-Fd	Wt kg	T	L	Wt kg
32X32FSS2FC	0.37	32	32	65	280	140	17	71M	120	130	137	1-M24x1.5	11	210	35	550	350	-	100	230	260	4-Ø15	20	3	598	50.4
32X32FSS2FC	0.75	32	32	65	280	140	17	80M	140	155	140	2-M24x1.5	14.5	210	35	570	370	-	100	230	260	4-Ø15	20	3	643	54.075
32X32FSS2GC	1.5	32	32	80	280	160	17	90S	156	164	160	2-M24x1.5	22	240	55	700	460	-	120	260	290	4-Ø15	24	3	683	66.15
32X32FSS2GC	2.2	32	32	80	280	160	17	90L	168.5	176.5	160	2-M24x1.5	28	240	55	700	460	-	120	260	290	4-Ø15	24	3	708	72.45
40X32FSS2FC	0.37	40	32	65	280	140	19	71M	120	130	137	1-M24x1.5	11	210	35	550	350	-	100	230	260	4-Ø15	20	3	598	52.5
40X32FSS2FC	0.75	40	32	65	280	140	19	80M	140	155	140	2-M24x1.5	14.5	210	35	570	370	-	100	230	260	4-Ø15	20	3	643	56.175
40X32FSS2GC	1.5	40	32	80	280	160	23	90S	156	164	160	2-M24x1.5	22	240	55	700	460	-	120	260	290	4-Ø15	24	3	683	72.45
40X32FSS2GC	2.2	40	32	80	280	160	23	90L	168.5	176.5	160	2-M24x1.5	28	240	55	700	460	-	120	260	290	4-Ø15	24	3	708	78.75
50X40FSS2FC	0.75	50	40	80	280	140	20	80M	140	155	140	2-M24x1.5	14.5	210	35	570	370	-	100	230	260	4-Ø15	20	3	658	57.225
50X40FSS2FC	1.5	50	40	80	280	140	20	90S	156	164	160	2-M24x1.5	22	220	55	640	400	-	120	230	260	4-Ø15	22	3	683	67.2
50X40FSS2GC	2.2	50	40	80	280	160	24	90L	168.5	176.5	160	2-M24x1.5	28	240	55	700	460	-	120	260	290	4-Ø15	24	3	708	79.8
50X40FSS2HC	4	50	40	80	360	180	30	112M	200	200	188	2-M32x1.5	38	260	55	740	500	-	120	280	310	4-Ø15	28	3	843	100.8
50X40FSS2HC	5.5	50	40	80	360	180	30	132S	239	231	213	2-M32x1.5	61.5	260	52.5	835	575	-	130	290	320	4-Ø15	40	3	913	138.075
65X50FSS2EC	1.5	65	50	80	280	140	23	90S	156	164	160	2-M24x1.5	22	220	55	640	400	-	120	230	260	4-Ø15	22	3	683	70.35
65X50FSS2FC	2.2	65	50	80	360	140	24	90L	168.5	176.5	160	2-M24x1.5	28	220	55	700	460	-	120	230	260	4-Ø15	23	3	788	78.75
65X50FSS2GC	4	65	50	80	360	160	27	112M	200	200	188	2-M32x1.5	38	240	55	740	500	-	120	280	310	4-Ø15	27	3	843	96.6
65X50FSS2HC	5.5	65	50	100	360	180	33	132S	239	231	213	2-M32x1.5	61.5	260	52.5	835	575	-	130	290	320	4-Ø15	40	3	933	141.225
65X50FSS2HC	7.5	65	50	100	360	180	33	132S	239	231	213	2-M32x1.5	63	260	52.5	835	575	-	130	290	320	4-Ø15	40	3	933	142.8
65X50FSS2JC	11	65	50	100	360	225	40	160M	323	292	260	2-M36x2	105	325	82.5	970	650	-	160	350	380	4-Ø15	55	3	1078	210
65X50FSS2JC	15	65	50	100	360	225	40	160M	323	292	260	2-M36x2	115	325	82.5	970	650	-	160	350	380	4-Ø15	55	3	1078	220.5
80X65FSS2FC	2.2	80	65	100	360	160	28	90L	168.5	176.5	160	2-M24x1.5	28	240	55	700	460	-	120	260	290	4-Ø15	24	3	808	84
80X65FSS2FC	4	80	65	100	360	160	28	112M	200	200	188	2-M32x1.5	38	240	55	740	500	-	120	280	310	4-Ø15	27	3	863	97.65
80X65FSS2GC	5.5	80	65	100	360	180	32	132S	239	231	213	2-M32x1.5	61.5	260	52.5	835	575	-	130	290	320	4-Ø15	40	3	933	140.175
80X65FSS2GC	7.5	80	65	100	360	180	32	132S	239	231	213	2-M32x1.5	63	260	52.5	835	575	-	130	290	320	4-Ø15	40	3	933	141.75
80X65FSS2HC	11	80	65	100	360	200	37	160M	323	292	260	2-M36x2	105	300	72.5	920	620	-	150	350	380	4-Ø15	42.5	3	1078	193.725
80X65FSS2HC	15	80	65	100	360	200	37	160M	323	292	260	2-M36x2	115	300	72.5	920	620	-	150	350	380	4-Ø15	42.5	3	1078	204.225
80X65FSS2JCC	18.5	80	65	100	360	225	60	160L	345	320	260	2-M36x2	135	325	82.5	970	650	-	160	350	380	4-Ø15	55	3	1128	262.5
80X65FSS2JCC	22	80	65	100	360	225	60	180M	351.5	348.5	275	2-M36x2	180	325	82.5	980	660	-	160	390	420	4-Ø15	49	3	1163	303.45
100X80FSS2FC	5.5	100	80	100	360	180	33	132S	239	231	213	2-M32x1.5	61.5	260	52.5	835	575	-	130	290	320	4-Ø15	40	3	933	141.225
100X80FSS2FC	7.5	100	80	100	360	180	33	132S	239	231	213	2-M32x1.5	63	260	52.5	835	575	-	130	290	320	4-Ø15	40	3	933	142.8
100X80FSS2GC	11	100	80	100	360	200	38	160M	323	292	260	2-M36x2	105	300	72.5	920	620	-	150	350	380	4-Ø15	42.5	3	1078	194.775
100X80FSS2GC	15	100	80	100	360	200	38	160M	323	292	260	2-M36x2	115	300	72.5	920	620	-	150	350	380	4-Ø15	42.5	3	1078	205.275
100X80FSS2HC	18.5	100	80	100	360	225	62	160L	345	320	260	2-M36x2	135	325	82.5	970	650	-	160	350	380	4-Ø15	55	3	1128	264.6
100X80FSS2HC	22	100	80	100	360	225	62	180M	351.5	348.5	275	2-M36x2	180	325	82.5	980	660	-	160	390	420	4-Ø15	49	3	1163	305.55
100X80FSS2JCC	30	100	80	125	470	250	70	200L1	395.5	374.5	105	2-M48x2	225	350	85	1070	710	-	180	420	450	4-Ø15	57	4	1369	369.6
100X80FSS2JCC	37	100	80	125	470	250	70	200L2	395.5	374.5	105	2-M48x2	230	350	85	1070	710	-	180	420	450	4-Ø15	57	4	1369	374.85
100X80FSS2JCC	45	100	80	125	470	250	70	225M	414.5	405.5	335	2-M48x2	282	380	85	1110	750	-	180	460	490	4-Ø15	74	4	1419	447.3
100X80FSS2GCC	18.5	100	80	125	360	225	62	160L	345	320	260	2-M36x2	135	325	82.5	970	650	-	160	350	380	4-Ø15	55	3	1153	264.6
100X80FSS2GCC	22	100	80	125	360	225	62	180M	351.5	348.5	275	2-M36x2	180	325	82.5	980	660	-	160	390	420	4-Ø15	49	3	1188	305.55
100X80FSS2GCC	30	100	80	125	360	225	62	200L1	395.5	374.5	105	2-M48x2	225	345	92.5	1050	710	-	170	420	450	4-Ø15	59	4	1259	363.3
100X80FSS2HCC	30	100	80	125	360	250	65	200L1	395.5	374.5	105	2-M48x2	225	370	92.5	1050	710	-	170	420	450	4-Ø15	59.5	4	1259	366.975
100X80FSS2HCC	37	100	80	125	360	250	65	200L2	395.5	374.5	105	2-M48x2	230	370	92.5	1050	710	-	170	420	450	4-Ø15	59.5	4	1259	372.225
100X80FSS2HCC	45	100	80	125	360	250	65	225M	414.5	405.5	335	2-M48x2	282	395	92.5	1090	750	-	170	460	490	4-Ø15	62.2	4	1309	429.66
125X100FSS2JCC	55	125	100	140	470	280	108	250M1	482.5	432.5	365	2-M64x2	390	405	75	1290	950	-	170	486	524	4-Ø13.5	69	4	1529	595.35
125X100FSS2JCC	75	125	100	140	470	280	108	280S	514	446	400	2-M64x2	504	447	135	1375	915	-	230	540	585	4-Ø19	83.5	4	1574	730.275

DIMENSION - PUMP WITH MOTOR (4P MOTOR)

Model	Output	Size		Pump				Motor					Common Base								Total					
	kW	SA	DA	A	B	d	Wt kg	Frame	MR	MA	Hm	2-K	Wt kg	BC	BJ	BL	BM	BM1	BN	BY	BW	N-Fd	Wt kg	T	L	Wt kg
40X32FSS4HC	0.37	40	32	80	360	180	18	71M	120	130	137	1-M24x1.5	12	260	55	630	390	-	120	260	290	4-Ø15	24	3	693	57
40X32FSS4HC	0.75	40	32	80	360	180	18	80M	140	155	140	2-M24x1.5	14.7	260	55	650	410	-	120	280	310	4-Ø15	26	3	738	62
50X40FSS4GC	0.37	50	40	80	280	160	24	71M	120	130	137	1-M24x1.5	12	240	55	630	390	-	120	260	290	4-Ø15	22	3	613	61
50X40FSS4HC	0.75	50	40	80	360	180	30	80M	140	155	140	2-M24x1.5	14.7	260	55	650	410	-	120	280	310	4-Ø15	26	3	738	74
50X40FSS4JC	1.5	50	40	100	360	225	33	90L	168.5	176.5	160	2-M24x1.5	27.5	305	42.5	710	470	-	120	320	350	4-Ø15	30	3	808	95
50X40FSS4JC	2.2	50	40	100	360	225	33	100L	193	192	170	2-M24x1.5	31	305	42.5	750	510	-	120	310	340	4-Ø15	31	3	848	100
65X50FSS4HC	0.75	65	50	100	360	200	33	80M	140	155	140	2-M24x1.5	14.7	280	55	650	410	-	120	280	310	4-Ø15	26	3	758	77
65X50FSS4HC	1.5	65	50	100	360	200	33	90L	168.5	176.5	160	2-M24x1.5	27.5	280	55	650	410	-	120	280	310	4-Ø15	26	3	808	91
65X50FSS4JC	2.2	65	50	100	360	225	40	100L	193	192	170	2-M24x1.5	31	305	42.5	750	510	-	120	310	340	4-Ø15	31	3	848	107
65X50FSS4JC	4	65	50	100	360	225	40	112M	200	200	188	2-M32x1.5	44	305	42.5	710	470	-	120	280	310	4-Ø15	28	3	863	118
80X65FSS4GC	1.5	80	65	100	360	200	32	90L	168.5	176.5	160	2-M24x1.5	27.5	280	55	650	410	-	120	280	310	4-Ø15	26	3	808	90
80X65FSS4GC	2.2	80	65	100	360	200	32	100L	193	192	170	2-M24x1.5	31	280	55	650	410	-	120	280	310	4-Ø15	26	3	848	93
80X65FSS4HC	4	80	65	100	360	225	37	112M	200	200	188	2-M32x1.5	44	305	42.5	760	520	-	120	320	350	4-Ø15	32	3	863	119
80X65FSS4JC	5.5	80	65	100	470	250	60	132S	239	231	213	2-M32x1.5	61	330	65	965	645	-	160	350	380	4-Ø15	40	3	1043	169
80X65FSS4KC	7.5	80	65	125	470	280	108	132M	258	252	213	2-M32x1.5	71.5	380	65	970	650	-	160	390	420	4-Ø15	49	3	1108	240
80X65FSS4KC	11	80	65	125	470	280	108	160M	323	292	260	2-M36x2	110	380	75	1050	710	-	170	390	420	4-Ø15	51	3	1213	282
100X80FSS4HC	4.0	100	80	125	470	250	62	112M	200	200	188	2-M32x1.5	44	330	42.5	760	520	-	120	320	350	4-Ø15	32	3	998	145
100X80FSS4JC	5.5	100	80	125	470	280	70	132S	239	231	213	2-M32x1.5	61	360	35	855	595	-	130	350	380	4-Ø15	40	3	1068	180
100X80FSS4JC	7.5	100	80	125	470	280	70	132M	258	252	213	2-M32x1.5	71.5	380	65	970	650	-	160	390	420	4-Ø15	47	3	1108	198
100X80FSS4KC	11	100	80	125	470	315	70	160M	323	292	260	2-M36x2	110	415	85	1090	730	-	180	390	420	4-Ø15	55	3	1213	247
100X80FSS4KC	15	100	80	125	470	315	70	160L	345	320	260	2-M36x2	132	415	85	1090	730	-	180	390	420	4-Ø15	55	3	1263	270
100X80FSS4GCC	2.2	100	80	125	360	225	62	100L	193	192	170	2-M24x1.5	31	305	42.5	750	510	-	120	310	340	4-Ø15	31	3	873	130
100X80FSS4GCC	4.0	100	80	125	360	225	62	112M	200	200	188	2-M32x1.5	44	305	42.5	760	520	-	120	320	350	4-Ø15	32	3	888	145
100X80FSS4HCC	4.0	100	80	125	360	250	65	112M	200	200	188	2-M32x1.5	44	330	42.5	760	520	-	120	350	380	4-Ø15	33	3	888	149
100X80FSS4HCC	5.5	100	80	125	360	250	65	132S	239	231	213	2-M32x1.5	61	330	62.5	835	555	-	140	350	380	4-Ø15	35	3	958	169
125X100FSS4JC	5.5	125	100	140	470	280	108	132S	239	231	213	2-M32x1.5	61	380	45	860	580	-	140	390	420	4-Ø15	47	3	1083	227
125X100FSS4JC	7.5	125	100	140	470	280	108	132M	258	252	213	2-M32x1.5	71.5	380	45	860	580	-	140	390	420	4-Ø15	47	3	1123	238
125X100FSS4JC	11	125	100	140	470	280	108	160M	323	292	260	2-M36x2	110	380	55	940	640	-	150	390	420	4-Ø15	50	3	1228	281
125X100FSS4KC	15	125	100	140	470	315	128	160L	345	320	260	2-M36x2	132	415	85	1090	730	-	180	390	420	4-Ø15	55	3	1278	331
125X100FSS4KC	18.5	125	100	140	470	315	128	180M	351.5	348.5	275	2-M36x2	175	415	95	1140	760	-	190	390	420	4-Ø15	57	3	1313	378
125X100FSS4LCC	22	125	100	140	530	355	168	180L	370.5	359.5	275	2-M36x2	190	475	85	1220	820	-	200	480	520	4-Ø19	77	3	1403	457
125X100FSS4LCC	30	125	100	140	530	355	168	200L	395.5	374.5	105	2-M48x2	225	475	95	1260	840	-	210	480	520	4-Ø19	83	4	1444	500
150X125FSS4HC	7.5	150	125	140	470	315	120	132M	258	252	213	2-M32x1.5	71.5	435	55	1070	730	-	170	480	520	4-Ø19	71	3	1123	276
150X125FSS4JC	11	150	125	140	470	355	128	160M	323	292	260	2-M36x2	110	455	85	1090	730	-	180	390	420	4-Ø15	55	3	1228	308
150X125FSS4JC	15	150	125	140	470	355	128	160L	345	320	260	2-M36x2	132	455	85	1090	730	-	180	390	420	4-Ø15	55	3	1278	331
150X125FSS4JC	18.5	150	125	140	470	355	128	180M	351.5	348.5	275	2-M36x2	175	455	95	1140	760	-	190	390	420	4-Ø15	57	3	1313	378
150X125FSS4KC	18.5	150	125	140	530	355	170	180M	351.5	348.5	275	2-M36x2	175	475	85	1220	820	-	200	480	520	4-Ø19	77	3	1373	443
150X125FSS4KC	22	150	125	140	530	355	170	180L	370.5	359.5	275	2-M36x2	190	475	85	1220	820	-	200	480	520	4-Ø19	77	3	1403	459
150X125FSS4KC	30	150	125	140	530	355	170	200L	395.5	374.5	105	2-M48x2	225	475	95	1260	840	-	210	480	520	4-Ø19	83	4	1444	502
150X125FSS4KCC	30	150	125	140	530	355	170	200L	395.5	374.5	105	2-M48x2	225	475	95	1260	840	-	210	480	520	4-Ø19	83	4	1444	502
150X125FSS4KCC	37	150	125	140	530	355	170	225S	432	383	275	2-M48x2	285	475	100	1330	890	-	220	480	520	4-Ø19	83	4	1489	565
150X125FSS4LC	45	150	125	140	530	400	205	225M	444.5	400.5	335	2-M48x2	325	520	105	1330	890	-	220	480	520	4-Ø19	88	4	1519	649
150X125FSS4LC	55	150	125	140	530	400	205	250M1	482.5	432.5	365	2-M64x2	400	520	120	1410	930	-	240	510	550	4-Ø19	100	4	1589	740
150X125FSS4LC	75	150	125	140	530	400	205	280S	514	466	400	2-M64x2	553	520	125	1460	980	-	240	590	630	4-Ø19	147	4	1654	950

DIMENSION - PUMP WITH MOTOR (4P MOTOR)

Model	Output	Size		Pump				Motor					Common Base								Total					
	kW	SA	DA	A	B	d	Wt kg	Frame	MR	MA	Hm	2-K	Wt kg	BC	BJ	BL	BM	BM1	BN	BY	BW	N-Fd	Wt kg	T	L	Wt kg
200X150FSS4HC	5.5	200	150	160	470	355	137	132S	239	231	213	2-M32x1.5	61	455	45	990	670	-	160	490	520	4-Ø15	60	3	1103	271
200X150FSS4HC	7.5	200	150	160	470	355	137	132M	258	252	213	2-M32x1.5	71.5	455	45	990	670	-	160	490	520	4-Ø15	60	3	1143	282
200X150FSS4HC	11	200	150	160	470	355	137	160M	323	292	260	2-M36x2	110	475	55	1070	730	-	170	480	520	4-Ø19	71	3	1248	334
200X150FSS4JC	15	200	150	160	530	375	183	160L	345	320	260	2-M36x2	132	495	75	1170	790	-	190	480	520	4-Ø19	74	3	1358	408
200X150FSS4JC	18.5	200	150	160	530	375	183	180M	351.5	348.5	275	2-M36x2	175	495	85	1220	820	-	200	480	520	4-Ø19	77	3	1393	457
200X150FSS4JC	22	200	150	160	530	375	183	180L	370.5	359.5	275	2-M36x2	190	495	85	1220	820	-	200	480	520	4-Ø19	77	3	1423	473
200X150FSS4JC	30	200	150	160	530	375	183	200L	395.5	374.5	105	2-M48x2	225	495	95	1260	840	-	210	480	520	4-Ø19	83	4	1464	546
200X150FSS4KC	37	200	150	160	670	400	222	225S	432	383	275	2-M48x2	285	520	125	1470	990	-	240	530	570	4-Ø19	94	4	1649	631
200X150FSS4KC	45	200	150	160	670	400	222	225M	444.5	400.5	335	2-M48x2	325	520	125	1470	990	-	240	530	570	4-Ø19	94	4	1679	673
200X150FSS4KC	55	200	150	160	670	400	222	250M1	482.5	432.5	365	2-M64x2	400	520	130	1550	1050	-	250	530	570	4-Ø19	103	4	1749	761
200X150FSS4LC	75	200	150	162	670	450	336	280S	514	466	400	2-M64x2	553	590	155	1650	1110	-	270	590	630	4-Ø24	183	4	1816	1126
200X150FSS4LC	90	200	150	162	670	450	336	280M1	539.5	490.5	400	2-M64x2	624	590	155	1650	1110	-	270	590	630	4-Ø24	183	4	1866	1200
250X200FSS4LC	90	250	200	180	670	560	505	280M1	539.5	490.5	400	2-M64x2	624	700	105	1710	1150	-	280	650	690	4-Ø24	154	4	1884	1347
250X200FSS4LC	110	250	200	180	670	560	505	315S	589	631	530	2-M64x2	955	700	125	1880	1280	-	300	680	720	4-Ø24	191	4	2074	1734
250X200FSS4LC	132	250	200	180	670	560	505	315m	614.5	715.5	530	2-M64x2	1060	700	125	1880	1280	-	300	680	720	4-Ø24	191	4	2184	1844
250X200FSS4LC	160	250	200	180	670	560	505	315L	640	690	530	2-M64x2	1120	700	125	1880	1280	-	300	880	720	4-Ø24	191	4	2184	1907



* Dimensional details are provided for reference only.
 * All specifications are subject to change without prior notice.



Authorised dealer: